

Reflecting on Powerful Learning



Powerful Learning is personal and accessible, authentic and challenging, collaborative and connected, and inquisitive and reflective. By designing learning experiences that reflect these principles, educators can deeply engage their students in learning and ensure the purposeful use of technology.

Use this guide as a tool for thought when reflecting on the design and delivery of a learning experience. Educators can use the Powerful Learning principles as a lens for reflection upon a lesson's strengths and areas of growth as they hone their craft. Coaches can also use this tool in structuring conversations around continuous improvement.

Set the Context

| Refer back to your planning document(s). Ask yourself.... | My notes |
|--|----------|
| What were the planned learning outcomes targeted in this lesson? Identify the goals for process as well as product. | |

Examine the Evidence

| Refer back to your planning document(s). Ask yourself.... | My notes |
|---|----------|
| <ul style="list-style-type: none">• What evidence did you plan to gather, during and after learning, that would demonstrate that this learning is happening?• Were you able to gather the evidence you planned? If not, what barriers prevented you from doing so? | |

Student Successes





| Ask yourself.... | My notes |
|--|----------|
| For which students was this learning experience most successful? Why? | |
| For which students was this learning experience least successful? Why? | |
| What actions can you take to improve learning for all? What resources do you need to improve this experience for all students in its next iteration? | |

Making Thinking Visible

| Ask yourself.... | My notes |
|--|----------|
| What evidence (anecdotes, student questions, student artifacts etc.) demonstrates students' thinking through the learning goals? | |
| How did students articulate their own understanding of their learning process—the decisions, mistakes, and breakthroughs they made? | |
| What evidence (anecdotes, student questions, student artifacts etc.) from throughout the learning experience demonstrates students' mastery of/progress towards the academic learning goals? | |
| How does this evidence inform next steps in instruction? | |

Reflect on Powerful Learning

Looking at your evidence, which of the Powerful Learning Principles did this learning experience most successfully embody? How did this deeply engage their students in learning and ensure the purposeful use of technology?

| | I see...I think...I wonder.... |
|---|---|
| Personal & Accessible  | How did this learning experience create a safe space where all learners could succeed, offer options so that the learning was accessible by students with diverse interests and varied abilities , and give students have voice, choice, and decision-making power ? |
| Authentic & Challenging  | How did this learning experience connect to the lived experiences of the students, offer an authentic purpose for learning that engaged learners' desire to better their world, and engage all learners in a productive struggle ? |
| Connected & Collaborative  | How did this learning experience foster collaborative problem solving , create opportunities for students to learn from one another , and connect students with other people inside or outside of the school? |
| Inquisitive & Reflective  | How did this learning experience create opportunities for students to ask questions that will guide their learning of the topic, recall prior learning and make connections to new learning, and reflect on their learning and the learning process both during and after the experience? |

Opportunities for Powerful Learning

| Ask yourself.... | My notes |
|---|----------|
| <ul style="list-style-type: none"> • Considering each principle above, what were the missed opportunities for Powerful Learning? • What alternative approaches in future learning experiences can maximize the opportunities for Powerful Learning? | |

Iterate and Improve the Design

| Ask yourself.... | My notes |
|---|----------|
| For which students was this learning experience most successful? Why? | |
| For which students was this learning experience least successful? Why? | |
| <ul style="list-style-type: none"> • What actions can you take to improve learning for all? • What resources do you need to improve this experience for all students in its next iteration? | |