

Companion Notebook:

Foundations of Socratic Circles
and Social Justice Education


Center for
Inclusive
Innovation

Digital
Promise



This companion notebook is a space for you to capture thoughts and ideas as you reflect on activities within each module and throughout the learning journey.

Add your name here





Foundations of Socratic Circles and Social Justice Education Introduction

This journal is a reflection and notetaking companion for Modules 3 and 4 of Foundations of Socratic Circles and Social Justice Education. It's a space for you to capture your thoughts and ideas as you reflect on activities within Professional Development Modules 3-4 and throughout your learning journey.

Upon completing this professional development experience, you'll be ready to bring the method of Socratic circles into your classrooms, to discuss race, social justice, and more. This method will not only aid in discussing important topics but also provide a platform to develop key skills among your students.

You'll acquire effective strategies for creating safe and inclusive learning environments and driving profound discussions. Importantly, through Socratic circles, you'll be empowering your students with critical thinking and empathy, vital skills in today's diverse world.

In addition, you will be positioned to champion equity and social justice within your school and community. Beyond facilitating necessary conversations, you'll shape the future by fostering understanding and respect among your students. Your role as an educator is pivotal in this transformative journey.

Engage: Getting Started

Engage

Module 3

Module 4

This virtual companion notebook provides and space for reflection throughout this learning journey. You can use the space as you see fit to capture notes, complete activities found within each module and type out reflections of your experiences.



Engage: Getting Started

Readiness Checklist

Teachers who pilot the materials in this guidebook do not need to be experts in social justice, equity, or anti-racist work, but they should be self-reflective, open to learning, and have a baseline comfort with/willingness to facilitate classroom discussion on the project topics.

To check your readiness as an educator before beginning this process, review the following checklist:

Knowledge

- I understand how education can be used as a force to perpetuate existing hierarchies and inequities in society but can also be used to disrupt and dismantle those systems.
- I understand how racism permeates education from inequitable discipline to recruitment and retention of teachers of color.
- I understand that my identity impacts my teaching and that I have to continually unlearn and challenge my implicit biases to support the success of my students.

If you need more information about these competencies, the Kirwan Institute at The Ohio State University has implicit bias modules you can complete to build your knowledge and self-awareness.

Engage: Getting Started

Readiness Checklist (continued)

Skills

- I know how to teach my students to think critically about the content in my course and about our society.
- I can support students in building both academic knowledge and cultural competence.
- I know how to identify the ways in which my curriculum may reinforce biases or stereotypes of minoritized students.
- I know how to diversify my curriculum to provide students with affirming representations of their linguistic and cultural selves.

Dispositions

- I believe diversity in all forms (ex: race, ability, age, gender, sexuality, and class) is a strength.
- I believe all students regardless of social identities (ex: race, class, gender) can be successful in school.
- I believe it is my civic duty to support students in growing as critical consumers and democratic members of this country and global community.

Engage: Reflect

Engage

Reflection

What do you hope to learn from participating in this learning experience?

Module 3

Module 4

Engage: Reflect

Share your thoughts...

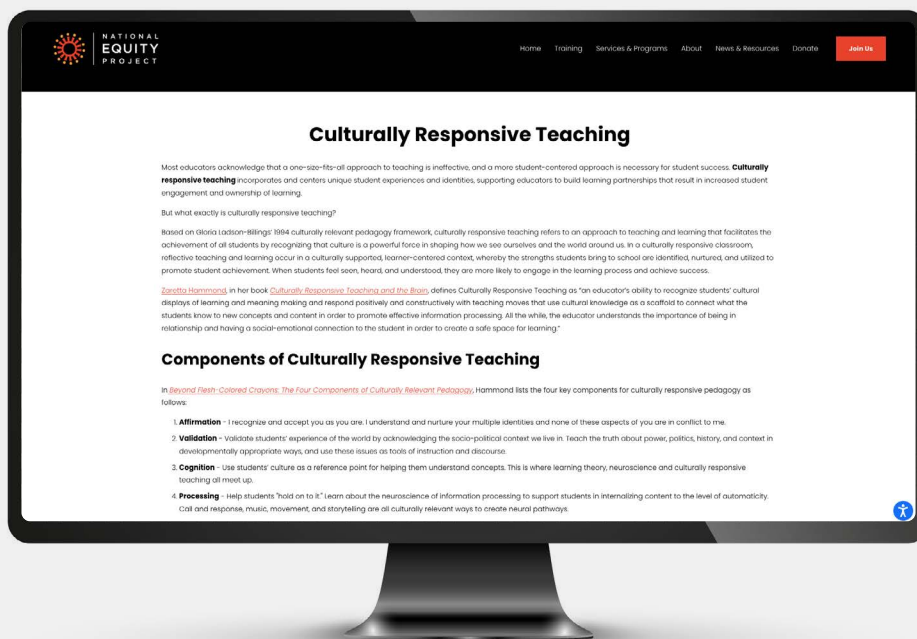
Engage

Module 3

Module 4

Module 3 – Activity 1

Click below to visit The National Equity Project Guide for Culturally Responsive Teaching Website:



Reflection

What strategies for culturally responsive teaching are you already incorporating in your classroom?

Module 3 – Activity 1

Are there strategies for which you need more practice?

Engage

Module 3

Module 4

Module 3 – Activity 2

New America outlines 8 competencies for culturally responsive teaching using the graphic here. Review the competencies shown in the graphic and then reflect on the next page.



Module 3 – Activity 2

Engage

Module 3

Module 4

Which competencies do you feel you're successfully integrating into your teaching?

Which competencies could you be more intentional about?

Module 3 – Activity 2

Engage

Module 3

Module 4

Have you taught a lesson lately that you would consider to be culturally responsive?

What activities do you plan that will help you understand your student's identities and experiences?

Module 3 – Activity 3

How do I develop a culturally responsive curriculum?

Starting with Self:

Some good starting questions to ask yourself when developing curriculum are:

1. Are there spaces where students can give input on what we're learning and room for me to adjust my instruction?

2. What racial and cultural experiences are represented in my curriculum? Is my curriculum telling a dominant narrative? What story do I want it to tell?

Module 3 – Activity 3

3. What considerations about my students have I made when creating this curriculum?

4. How might my biases have informed the formation of this curriculum? How can I work against those?

5. Are there district-level constraints within which I am working? If so, how can I supplement the required curriculum to add diverse perspectives or ask my students to turn a critical eye to the curriculum?

Module 3 – Activity 3

6. How am I including opportunities to celebrate my student's identities, experiences, and perspectives in this curriculum?

Engage

Module 3

Module 4

Module 3 – Activity 4

Students can take an active role in their learning. Adapt the affirmative action sample here to inspire conversations around race and equity by having students understand the relevance of the discussion topic and create personal solutions.

While much of the sphere of influence around affirmative action is in the hands of adults, students can benefit from locating their sphere of influence and paths to action as:

1. Talking to peers about their experiences learning from teachers of color and White teachers

2. Consider what they would say to a principal who is hiring from a pool of candidates

Module 3 – Activity 4

3. Volunteer for school initiatives in the recruitment of teachers of color

4. Collaboratively draft interview questions for school leaders in interviewing teacher candidates. Or students can write a letter in support of hiring teachers of color if they recognize racial disparities in their teaching staff.

How can you encourage students to generate a list of social issues that they want to address?

Module 3 – Activity 5

Use or adapt this template to share with colleagues and to help students' publishing projects:

1. Determine a topic you'd like to center a discussion about racial equity around.

2. Consider if the discussion be solution-oriented or inquiry-based? Will students publish their work? Where?

Module 3 – Activity 5

3. Write down 3 objectives you want your students to achieve by the end of a discussion around that topic.

Objective A:

Objective B:

Objective C:

4. Write out a rationale that you would share with your students as to why having this discussion is important.

Module 3 – Notes

Engage

Module 3

Module 4

Notes:

Module 3 – Notes

Engage

Module 3

Module 4

Notes:

Module 3 – Citations and Resources

Gay, G. (2010). *Culturally Responsive Teaching Theory, Resource, and Practice*. Teachers College Press.

Gay, G. (2013). Teaching To and Through Cultural Diversity. *Curriculum Inquiry*.

Stone, N. (2020). Don't Just Read About Racism—Read Stories About Black People Living. *Cosmopolitan*.

Shor, I. (1999). What is Critical Literacy? *Journal of Pedagogy, Pluralism, and Practice*. Vol 1. Issue 4.

Luke, A. (2012). Critical Literacy: Foundational Notes. *Theory into Practice*. p. 5.

Janks, H. (2013). Critical literacy in teaching and research 1. *Education Inquiry*. p. 227.

Luke, A. (2012). Critical Literacy: Foundational Notes. *Theory into Practice*.

Vasquez, V., Janks, H., Comber, B. (2012). Key Aspects of Critical Literacy: An Excerpt. *National Council of Teachers of English*. <https://ncte.org/blog/2019/07/critical-literacy/>

Kay, M. (2018). *Not Light, But Fire: How to Lead Meaningful Race Conversations in the Classroom*. Routledge.

(2015). Letter to My Future White Son by Philadelphia Team. *Brave New Voices Festival*. <https://www.youtube.com/watch?v=ozBMFYnunrl>

(2024). Publications for Young Writers – the NewPages Guide. *Newpages.com*. <https://www.newpages.com/young-writers-guide/young-writers-guide-to-publication/>

Module 4 – Introduction

Facilitating Socratic Circles on Race and Racism

Preparing Students for Socratic Circles

Self-Assessment

Take time to consider the ethnic-racial makeup of your class and reflect critically on the ways your students' experiences with schooling may be racialized. As you reflect, think about what the particular vulnerabilities and needs of your students may be. This insight should inform the content of the conversation as well as how it takes place. Asking yourself these questions can help ensure you are continuing to be equity minded as you plan.

Ask yourself:*

- 1. What do I know about my student's identities and cultures? How does my curriculum welcome and affirm them?**

*Questions adapted from Parker (2022) and Muhammad (2020).

Module 4 – Introduction

2. What do I know about their values, attitudes, and beliefs?

3. What do I know about their experiences and perspectives?

4. How do I know that I am not relying on stereotypes and assumptions?

5. How have I gotten to know my students? What activities have I done to foster connection making and encourage them to share their culture?

Module 4 – Introduction

Engage

Module 3

Module 4

6. What skills are my students engaging with through this discussion?

7. How am I encouraging my students to gain knowledge?

8. How does this discussion help students understand power and equity?

9. How are students practicing critical thinking through discussion?

Module 4 – Activity 1

Activity

Learn more about creating community agreements and the importance of involving participants.

1. Review the [National Equity Project](#) resource.
2. Create 3 example agreements to share with your students. You can use the [Digital Journal](#) to create example community agreements.

Sample Agreement 1

Module 4 – Activity 1

Sample Agreement 2

Sample Agreement 3

Engage

Module 3

Module 4

Module 4 – Activity 2

Use the space here to consider your non-negotiables when engaging in critical conversations with students.

What type of language will not be allowed in the classroom?

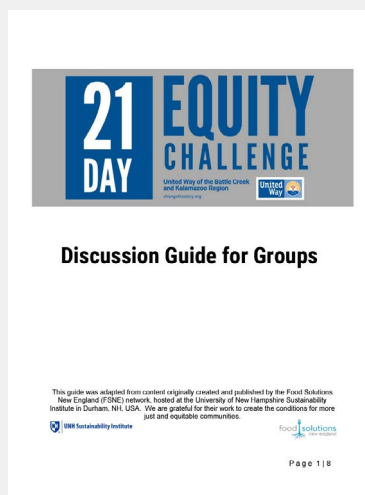
What behavior is not okay?

What will you say when it's time to step in?

Module 4 – Activity 3

Activity

Review the facilitation tips on [pages 7-8](#) of the 21 Day Equity Challenge discussion guide for groups.



Reflect

What strategies do you already use in your classroom?
What more would you like to begin to use?

Module 4 – Activity 4

Preparing Students for Socratic Circle Experiences

Think-Pair-Share

Watch [this video \(2:00\)](#) entitled *Widen the Screen* with your students. Here is a list of initial guiding questions you can ask students:

- What was your initial response to the video? How did it make you feel and why do you think you felt this way?
- Think about this statement from the video: “If you think you know what happens next, ask yourself why.”
 1. What does this statement mean?
 2. Did you think you knew what was going to happen next? How could your prediction be tied to your personal identities?
 3. What prejudiced beliefs would people make in the scenarios below?
 - a. Assumptions about the boys in the convenience store?
 - b. Assumptions about the family outside the grocery store?
 - c. Assumptions about the man driving the car with the duffle bag?
- How does this video disrupt or interfere with stereotypes and prejudices?

Module 4 – Activity 4

Think-Pair-Share (continued)

- What stories of Blackness and people of color do you see in the media?
- Where do you see Black people or Black history represented in your education?
- How does this video connect to your world?

What additional questions would you add to this list:

Module 4 – Activity 5

When considering participation, [Learning for Justice](#) advises educators:



Rethink what participation looks like. As adults, we are often conditioned to associate dynamic engagement with participation. Consider that when you are engaging in activities to teach honest history, or having difficult social justice conversations, participation may show up as silent reflection, a preference to write instead of verbalizing, or in lines of questioning (Pringle, 2022).

Module 4 – Activity 5

University of Michigan's guide on creating inclusive classrooms reminds educators:



“Participation levels vary across all students, with some students more comfortable in listening roles and others more comfortable taking the lead in class discussions. While these discussion styles may be influenced by students’ past experiences, families of origin, and cultural reference points, a priori assumptions about student participation may hinder class discussion. It is important that you encourage participation among all students while also respecting the differences among students that will emerge. More equitable discussions can often be created by prefacing the discussion with a writing exercise that provides all students with the opportunity to clarify their thoughts on the discussion topic. It is also useful to remember that students’ participation levels evolve over the course of a term as they become more comfortable with the course, their classmates, and the instructor.”

Module 4 – Reflect

Engage

Module 3

Module 4

Reflect

What could equitable participation look like in your classroom? Do you already provide students with multiple ways to participate? Are there voices in the classroom, including your own, that often dominate the conversation? Do you grade or monitor participation in any way? Should those practices be revisited and revised?

Module 4 – Reflect

Engage

Module 3

Module 4

Starting with Self

Some good starting questions to ask yourself when developing curriculum are:

1. Are there spaces where students can give input on what we're learning and room for me to adjust my instruction?

2. What racial and cultural experiences are represented in my curriculum? Is my curriculum telling a dominant narrative? What story do I want it to tell?

Module 4 – Reflect

3. What considerations about my students have I made when creating this curriculum?

4. How might my biases have informed the formation of this curriculum? How can I work against those?

Module 4 – Reflect

5. Are there district-level constraints within which I am working? If so, how can I supplement the required curriculum to add diverse perspectives or ask my students to turn a critical eye to the curriculum?

6. How am I including opportunities to celebrate my student's identities, experiences, and perspectives in this curriculum?

Module 4 – Notes

Engage

Module 3

Module 4

Notes:

Module 4 – Notes

Engage

Module 3

Module 4

Notes:

Module 4 – Citations and Resources

Author Interview With Dr. Gholdy Muhammad: Cultivating Genius. *Education Week*, January, 28, 2020. <https://www.edweek.org/teaching-learning/opinion-author-interview-with-dr-gholdy-muhammad-cultivating-genius/2020/01>

(2019). A Teaching Tolerance Guide Let's Talk Facilitating Critical Conversations for Students. *Teaching Tolerance*. <https://www.learningforjustice.org/sites/default/files/2019-12/TT-Lets-Talk-December-2019.pdf>

(2019). A Teaching Tolerance Guide Let's Talk Facilitating Critical Conversations for Students. *Teaching Tolerance*. p. 18. <https://www.learningforjustice.org/sites/default/files/2019-12/TT-Lets-Talk-December-2019.pdf>

Creating Community Agreements. *Berkeley Graduate Division GSI Teaching and Resource Center*. <https://gsi.berkeley.edu/gsi-guide-contents/discussion-intro/discussion-guidelines/#:~:text=Give%20students%20a%20stake%20in,respect%2C%20openness%2C%20and%20sensitivity>

Developing Community Agreements. *National Equity Project*. <https://www.nationalequityproject.org/tools/developing-community-agreements>

(2020). Intent and Impact Navigating Challenging Conversations in Equity and Diversity. *ECHO Videos*. <https://www.youtube.com/watch?v=Hs6vsuquj9A>

(2019). A Teaching Tolerance Guide Let's Talk Facilitating Critical Conversations for Students. *Teaching Tolerance*. p. 22. <https://www.learningforjustice.org/sites/default/files/2019-12/TT-Lets-Talk-December-2019.pdf>

Digital Guidebook 21 Tabs - *SlidesMania.com*. <https://docs.google.com/presentation/d/1NRJn69zmv9nW-SeMkNkdJy8rWK81cMNngShSWmBbjZ8/edit#slide=id.p1>

Socratic Seminar. *Learning for Justice*. https://www.learningforjustice.org/classroom-resources/teaching-strategies/community-inquiry/socratic-seminar?gclid=CjwKCAjwvJyjBhApEiwAWz2nLWk0zjnMnZk9lwe0Yukdk06va7oE4Q355OOVaM5Q6jhFDiolxyBiBoCHpwQAvD_BwE

Module 4 – Citations and Resources

Socratic Seminar Capture Sheet. *Teaching Tolerance*. https://www.learningforjustice.org/sites/default/files/2017-07/6-12CI_Socratic%20Seminar.pdf

Racial Equity Tools Glossary. *Racial Equity Tools*. <https://www.racialequitytools.org/glossary>

(2021). A Common DEI Language: Reference Guide. *Cdn.outdoors.org*. <https://cdn.outdoors.org/wp-content/uploads/2021/10/13134722/Common-DEI-Language-Reference-Guide-UPDATE-4OCT2021.pdf>

(2019). A Teaching Tolerance Guide Let's Talk Facilitating Critical Conversations for Students. *Teaching Tolerance*. p. 24. <https://www.learningforjustice.org/sites/default/files/2019-12/TT-Lets-Talk-December-2019.pdf>

Sue, D. (2015). *Race Talk and the Conspiracy of Silence: Understanding and Facilitating Difficult Dialogues on Race*. Wiley.

Parker, K. (2022). Literacy is Liberation: Working Toward Justice Through Culturally Relevant Teaching. *ASCD*. p. 146.

Parker, K. (2022). Literacy is Liberation: Working Toward Justice Through Culturally Relevant Teaching. *ASCD*. p. 146.

(2017). Counterarguments Are Critical to Debunking Misinformation. *Association for Psychological Science*. <https://www.psychologicalscience.org/news/releases/counterarguments-are-critical-to-debunking-misinformation.html>

21 Day Equity Challenge Discussion Guide for Groups. *United Way of the Battle Creek and Kalamazoo Region*. pp. 7-8. <https://changethestory.org/wp-content/uploads/2021/05/Equity-Challenge-Discussion-Guide-for-Groups.pdf>

Sue, D. (2015). *Race Talk and the Conspiracy of Silence: Understanding and Facilitating Difficult Dialogues on Race*. Wiley.

Widen the Screen. Video from Proctor & Gamble. <https://www.youtube.com/watch?v=PUHop5i8-f4>

Module 4 – Citations and Resources

(2021) Preparing to Discuss Race in the Classroom. *Facing History & Ourselves*. <https://www.facinghistory.org/en-gb/resource-library/preparing-discuss-race-classroom-0>

Brown, A., Sered, D. Re-railing the Conversation on Race. <https://www.dvc.edu/faculty-staff/racial-justice/pdfs/Rerailing%20Race%20Talk.pdf>

Pringle, L. (2022). A Care Plan for Honest History and Difficult Conversations. *Learning for Justice*. <https://www.learningforjustice.org/magazine/fall-2022/a-care-plan-for-honest-history-and-difficult-conversations>

Kardia, D., Saunders, S. (1997). Creating Inclusive College Classrooms. *Center for Research on Learning & Teaching University of Michigan*. https://crlt.umich.edu/gsis/p3_1

(2019). A Teaching Tolerance Guide Let's Talk Facilitating Critical Conversations for Students. *Teaching Tolerance*. p. 24. <https://www.learningforjustice.org/sites/default/files/2019-12/TT-Lets-Talk-December-2019.pdf>

(2020). Using Hand Signals for More Equitable Discussions. *George Lucas Educational Foundation Edutopia*. <https://www.edutopia.org/video/using-hand-signals-more-equitable-discussions>

Guidelines for Classroom Interactions. *Center for Research on Learning & Teaching University of Michigan*. <https://crlt.umich.edu/examples-discussion-guidelines>

Inclusive and Equitable Discussions. *Stanford University*. <https://teachingcommons.stanford.edu/teaching-guides/inclusive-teaching-guide/inclusive-learning-activities/inclusive-and-equitable>

Center for
Inclusive
Innovation

